

SUMMARY OF PRODUCT CHARACTERISTICS

1 NAME OF THE MEDICINAL PRODUCT

Spiolto Respimat 2.5 microgram/2.5 microgram, inhalation solution

2 QUALITATIVE AND QUANTITATIVE COMPOSITION

The delivered dose is 2.5 microgram tiotropium (as bromide monohydrate) and 2.5 microgram olodaterol (as hydrochloride) per puff.

The delivered dose is the dose which is available for the patient after passing the mouthpiece.

Excipient with known effect: This medicine contains 0.0011 mg benzalkonium chloride in each actuation.

For the full list of excipients, see section 6.1.

3 PHARMACEUTICAL FORM

Inhalation solution

Clear, colourless, inhalation solution

4 CLINICAL PARTICULARS

4.1 Therapeutic indications

Spiolto Respimat is indicated as a maintenance bronchodilator treatment to relieve symptoms in adult patients with chronic obstructive pulmonary disease (COPD).

4.2 Posology and method of administration

Posology

The medicinal product is intended for inhalation use only. The cartridge can only be inserted and used in the Respimat inhaler (see 4.2).

Two puffs from the Respimat inhaler comprise one medicinal dose.

The recommended dose for adults is 5 microgram tiotropium given as two puffs from the Respimat inhaler once daily, at the same time of the day.

The recommended dose should not be exceeded.

In the treatment of asthma the full benefit will be apparent after several doses of the medicinal product. In adult patients with severe asthma, tiotropium should be used in addition to inhaled corticosteroids ($\geq 800 \mu\text{g}$ budesonide/day or equivalent) and at least one controller.

Special populations

Geriatric patients can use tiotropium bromide at the recommended dose.

Renally impaired patients can use tiotropium bromide at the recommended dose. For patients with moderate to severe impairment (creatinine clearance $\leq 50 \text{ ml/min}$, see 4.4 and 5.2).

Hepatically impaired patients can use tiotropium bromide at the recommended dose (see 5.2).

Paediatric population

Asthma

The recommended dose for patients 6 to 17 years of age is 5 microgram tiotropium given as two puffs from the Respimat inhaler once daily, at the same time of the day.

In adolescents (12 - 17 years) with severe asthma, tiotropium should be used in addition to inhaled corticosteroids ($> 800 - 1600 \mu\text{g}$ budesonide/day or equivalent) and one controller or in addition to inhaled corticosteroids ($400 - 800 \mu\text{g}$ budesonide/day or equivalent) with two controllers.

For children (6 - 11 years) with severe asthma, tiotropium should be used in addition to inhaled corticosteroids ($> 400 \mu\text{g}$ budesonide/day or equivalent) and one controller or in addition to inhaled corticosteroids ($200 - 400 \mu\text{g}$ budesonide/day or equivalent) with two controllers.

The safety and efficacy of Spiriva Respimat in children aged 6 - 17 years with moderate asthma has not been established. The safety and efficacy of Spiriva Respimat in children below 6 years of age has not been established. Currently available data are described in sections 5.1 and 5.2 but no recommendation on a posology can be made.

COPD

There is no relevant use of Spiriva Respimat in children and adolescents below 18 years.

Cystic fibrosis

The efficacy and safety of Spiriva Respimat has not been established (see sections 4.4 and 5.1).

Method of administration

This medicinal product is intended for inhalation use only. The cartridge can only be inserted and used in the Respimat re-usable inhaler. Respimat is an inhaler device that generates a spray for inhalation. It is meant for use by a single patient and intended for multiple doses delivered by one cartridge.

The Respimat re-usable inhaler allows for replacement of the cartridge, and can be used with up to 6 cartridges.

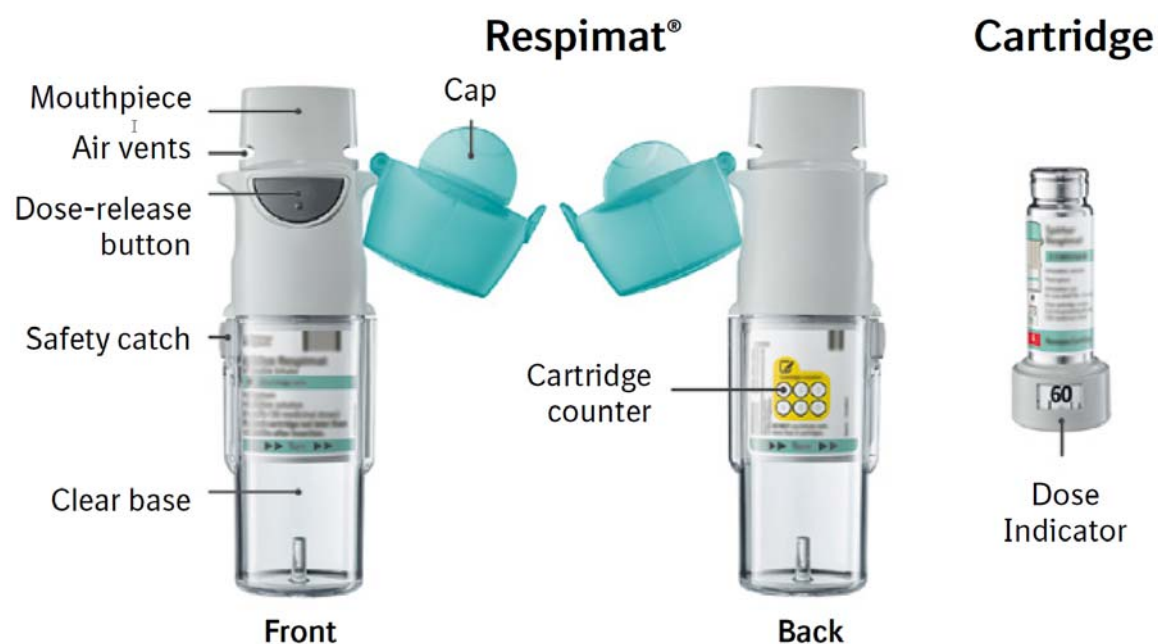
Patients should read the instructions on how to use the Respimat re-usable inhaler before they start using Spiriva Respimat.

To ensure proper administration of the medicinal product, the patient should be shown how to use the inhaler by a physician or other healthcare professional.

Instructions for handling and use of the Respimat re-usable inhaler

Children should use Spiriva Respimat with an adult's assistance.

The patient will need to use this inhaler only ONCE A DAY. Each time used take TWO PUFFS.



- If Spiriva Respimat has not been used for more than 7 days release one puff towards the ground.
- If Spiriva Respimat has not been used for more than 21 days repeat steps 4 to 6 under 'Prepare for use' until a cloud is visible. Then repeat steps 4 to 6 three more times.

How to care for the Respimat re-usable inhaler

Clean the mouthpiece including the metal part inside the mouthpiece with a damp cloth or tissue only, at least once a week.

Any minor discoloration in the mouthpiece does not affect the Respimat re-usable inhaler performance.

If necessary, wipe the outside of the Respimat re-usable inhaler with a damp cloth.

When to replace the inhaler

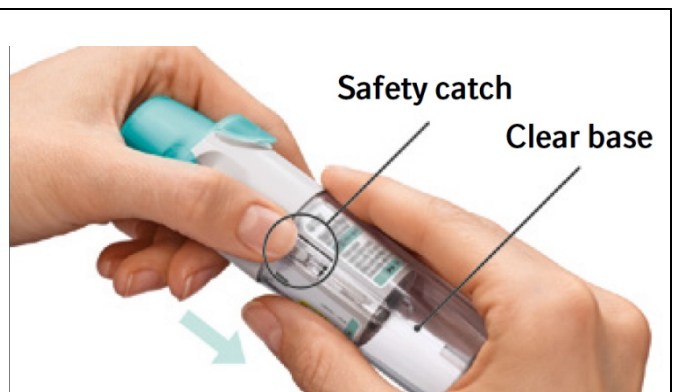
When the patient has used an inhaler with 6 cartridges, get a new Spiriva Respimat pack containing an inhaler. Do not use the Respimat re-usable inhaler for more than one year, after having inserted the first cartridge.







Prepare for use

1. Remove clear base

- Keep the cap closed.
- Press the safety catch while pulling off the clear base with the other hand.



<p>2. Insert cartridge</p> <ul style="list-style-type: none"> • Insert the cartridge into the inhaler. • Place the inhaler on a firm surface and push down firmly until it clicks into place. 	
<p>3. Track cartridge and put the clear base back</p> <ul style="list-style-type: none"> • Mark the check-box on inhaler's label to track the number of cartridges. • Put the clear base back into place until it clicks. 	
<p>4. Turn</p> <ul style="list-style-type: none"> • Keep the cap closed. • Turn the clear base in the direction of the arrows on the label until it clicks (half a turn). 	
<p>5. Open</p> <ul style="list-style-type: none"> • Open the cap until it snaps fully open. 	

6. Press

- Point the inhaler toward the ground.
- Press the dose-release button.
- Close the cap.
- Repeat steps 4-6 until a cloud is visible.
- **After a cloud is visible**, repeat steps 4-6 three more times.

The inhaler is now ready to use and will deliver 60 puffs (30 doses).



Daily use

TURN

- Keep the cap closed.
- **TURN** the clear base in the direction of the arrows on the label until it clicks (half a turn).



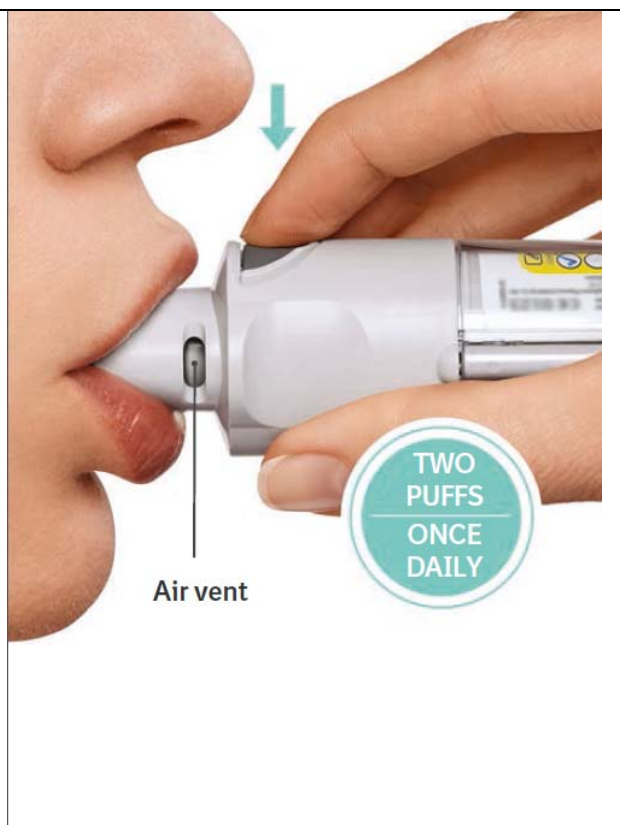
OPEN

- **OPEN** the cap until it snaps fully open.



PRESS

- Breathe out slowly and fully.
- Close the lips around the mouthpiece without covering the air vents. Point the inhaler to the back of the throat.
- While taking a slow, deep breath through the mouth, **PRESS** the dose-release button and continue to breathe in slowly for as long as comfortable.
- Hold the breath for 10 seconds or for as long as comfortable.
- Repeat **TURN, OPEN, PRESS** for a total of 2 puffs.
- Close the cap until the inhaler is used again.



When to replace the Spiriva Respimat cartridge

The dose indicator shows how many puffs remain in the cartridge.



60 puffs remaining



Less than 10 puffs remaining. Obtain a new cartridge.



The cartridge is used up. Turn the clear base to loosen it. The inhaler is now in a locked position. Pull off the cartridge from the inhaler. Insert a new cartridge until it clicks (refer to step 2). The new cartridge will stick out more than the very first cartridge (continue with step 3). Remember to put the clear base back to unlock the inhaler.

4.3 Contraindications

Hypersensitivity to the active substances or to any of the excipients listed in section 6.1.

History of hypersensitivity to atropine or its derivatives, e.g. ipratropium or oxitropium.

4.4 Special warnings and precautions for use

Asthma

Spiolto Respimat should not be used in asthma. The efficacy and safety of Spiolto Respimat in asthma have not been studied.

Not for acute use

Spiolto Respimat is not indicated for the treatment of acute episodes of bronchospasm, i.e. as rescue therapy.

Paradoxical bronchospasm

As with other inhaled medicines Spiolto Respimat may result in paradoxical bronchospasm that may be life-threatening. If paradoxical bronchospasm occurs Spiolto Respimat should be discontinued immediately and alternative therapy substituted.

Anticholinergic effects related to tiotropium

Narrow-angle glaucoma, prostatic hyperplasia or bladder-neck obstruction

Consistent with the anticholinergic activity of tiotropium, Spiolto Respimat should be used with caution in patients with narrow-angle glaucoma, prostatic hyperplasia or bladder-neck obstruction.

Eye symptoms

Patients should be cautioned to avoid getting the spray into their eyes. They should be advised that this may result in precipitation or worsening of narrow-angle glaucoma, eye pain or discomfort, temporary blurring of vision, visual halos or coloured images in association with red eyes from conjunctival congestion and corneal oedema. Should any combination of these eye symptoms develop, patients should stop using Spiolto Respimat and consult a specialist immediately.

Dental caries

Dry mouth, which has been observed with anti-cholinergic treatment, may in the long term be associated with dental caries.

Patients with renal impairment

As plasma concentration of tiotropium increases with decreased renal function in patients with moderate to severe renal impairment (creatinine clearance ≤ 50 ml/min) Spiolto Respimat should be used only if the expected benefit outweighs the potential risk. There is no long term experience in patients with severe renal impairment (see 5.2).

Cardiovascular effects

The experience with Spiolto Respimat is limited in patients with a history of myocardial infarction during the previous year, unstable or life-threatening cardiac arrhythmia, hospitalized for heart failure during the previous year or with a diagnosis of paroxysmal tachycardia (>100 beats per minute) because these patients were excluded from the clinical trials. Spiolto Respimat should be used with caution in these patient groups.

Like other beta₂-adrenergic agonists, olodaterol may produce a clinically significant cardiovascular effect in some patients as measured by increases in pulse rate, blood pressure, and/or symptoms. In case such effects occur, treatment may need to be discontinued. In addition, beta-adrenergic agonists have been reported to produce electrocardiogram (ECG) changes, such as flattening of the T wave and ST segment depression, although the clinical significance of these observations is unknown.

Long acting beta₂-adrenergic agonists should be administered with caution in patients with cardiovascular disorders, especially ischaemic heart disease, severe cardiac decompensation, cardiac arrhythmias, hypertrophic obstructive cardiomyopathy, hypertension, and aneurysm, in patients with convulsive disorders or thyrotoxicosis, in patients with known or suspected prolongation of the QT interval (e.g. QT > 0.44 s), and in patients who are unusually responsive to sympathomimetic amines.

Hypokalaemia

Beta₂-adrenergic agonists may produce significant hypokalaemia in some patients, which has the potential to produce adverse cardiovascular effects. The decrease in serum potassium is usually transient, not requiring supplementation. In patients with severe COPD, hypokalaemia may be potentiated by hypoxia and concomitant treatment (see section 4.5), which may increase the susceptibility to cardiac arrhythmias.

Hyperglycaemia

Inhalation of high doses of beta₂-adrenergic agonists may produce increases in plasma glucose.

Anaesthesia

Caution needs to be taken in case of a planned operation with halogenated hydrocarbon anaesthetics due to an increased susceptibility to the adverse cardiac effects of beta agonist bronchodilators.

Spiolto Respimat should not be used in conjunction with any other medications containing long-acting beta₂-adrenergic agonists.

Patients who have been taking inhaled, short-acting beta₂-adrenergic agonists on a regular basis (e.g. four times a day) should be instructed to use them only for symptomatic relief of acute respiratory symptoms.

Spiolto Respimat should not be used more frequently than once daily.

Hypersensitivity

As with all medications, immediate hypersensitivity reactions may occur after administration of Spiolto Respimat.

Excipients

Benzalkonium chloride may cause wheezing and breathing difficulties. Patients with asthma are at an increased risk for these adverse events.

4.5 Interaction with other medicinal products and other forms of interaction

Although no formal *in vivo* drug interaction studies have been performed between Spiolto Respimat and other drugs, inhaled Spiolto Respimat has been used

concomitantly with other COPD medicinal products, including short acting sympathomimetic bronchodilators and inhaled corticosteroids without clinical evidence of drug interactions.

Anticholinergic agents

The co-administration of tiotropium bromide, one component of Spiolto Respimat, with other anticholinergic containing drugs has not been studied and therefore is not recommended.

Adrenergic agents

Concomitant administration of other adrenergic agents (alone or as part of combination therapy) may potentiate the undesirable effects of Spiolto Respimat.

Xanthine derivatives, steroids or diuretics

Concomitant treatment with xanthine derivatives, steroids, or non-potassium sparing diuretics may potentiate any hypokalemic effect of adrenergic agonists (see section 4.4).

Beta-blockers

Beta-adrenergic blockers may weaken or antagonise the effect of olodaterol. Cardioselective beta-blockers could be considered, although they should be administered with caution.

MAO inhibitors and tricyclic antidepressants, QTc Prolonging drugs

Monamine oxidase inhibitors or tricyclic antidepressants or other drugs known to prolong the QTc interval may potentiate the action of Spiolto Respimat on the cardiovascular system.

Pharmacokinetic Drug Drug interactions

No relevant effect on systemic exposure to olodaterol has been observed in drug-drug interaction studies with co-administration of fluconazole, used as model inhibitor of CYP2C9.

Co-administration of ketoconazole as potent P-gp and CYP3A4 inhibitor increased systemic exposure to olodaterol by approximately 70%. No dose adjustment of Spiolto Respimat is necessary.

In vitro investigations have shown that olodaterol does not inhibit CYP enzymes or drug transporters at the plasma concentrations achieved in clinical practice.

4.6 Fertility, pregnancy and lactation

Pregnancy

Tiotropium

There is a very limited amount of data from the use of tiotropium in pregnant women. Animal studies do not indicate direct or indirect harmful effects with respect to reproductive toxicity at clinically relevant doses (see 5.3).

Olodaterol

For olodaterol no clinical data on exposed pregnancies are available. Preclinical data for olodaterol revealed effects typical for beta-adrenergic agonists at high multiples of the therapeutic doses (see section 5.3).

As a precautionary measure, it is preferable to avoid the use of Spiolto Respimat during pregnancy.

Like other beta₂-adrenergic agonists, olodaterol a component of Spiolto Respimat may inhibit labour due to a relaxant effect on uterine smooth muscle.

Breast-feeding

Clinical data from nursing women exposed to tiotropium and/or olodaterol are not available.

In animal studies for both tiotropium and olodaterol the substances and/or their metabolites have been detected in the milk of lactating rats, but it is not known whether tiotropium and/or olodaterol passes into human breast milk.

A decision on whether to continue/discontinue breast-feeding or to continue/discontinue therapy with Spiolto Respimat should be made taking into account the benefit of breast-feeding to the child and the benefit of Spiolto Respimat therapy to the woman.

Fertility

Clinical data on fertility are not available for tiotropium and olodaterol or the combination of both components. Preclinical studies performed with the individual components tiotropium and olodaterol showed no indication of any adverse effect on fertility (see 5.3).

4.7 Effects on ability to drive and use machines

No studies on the effects on the ability to drive and use machines have been performed.

However, patients should be advised that dizziness and blurred vision have been reported with the use of Spiolto Respimat. Therefore, caution should be recommended when driving a car or operating machinery. If patients experience such symptoms, they should avoid potentially hazardous tasks such as driving or operating machinery.

4.8 Undesirable effects

a. Summary of the safety profile

Many of the listed undesirable effects can be assigned to the anticholinergic properties of tiotropium bromide or to the β_2 -adrenergic properties of olodaterol, the components of Spiolto Respimat

b. Tabulated summary of adverse reactions

The frequencies assigned to the undesirable effects listed below are based on the crude incidence rates of adverse drug reactions (i.e. events attributed to Spiolto Respimat) observed in the tiotropium 5 microgram/olodaterol 5 microgram dose group (5646 patients), pooled from 8 active or placebo-controlled, parallel group clinical trials in COPD patients with treatment periods ranging between 4 and 52 weeks.

Adverse reactions reported in all clinical trials with Spiolto Respimat are shown below according to system organ class.

These also include all adverse reactions previously reported with one of the individual components.

Frequency is defined using the following convention:

Very common ($\geq 1/10$); common ($\geq 1/100$ to $< 1/10$); uncommon ($\geq 1/1,000$ to $< 1/100$); rare ($\geq 1/10,000$ to $< 1/1,000$); very rare ($< 1/10,000$), not known (cannot be estimated from the available data)

System Organ Class	Adverse reaction	Frequency
Infections and infestations	Nasopharyngitis	not known
Metabolism and nutrition disorders	Dehydration	not known
Nervous system disorders	Dizziness	uncommon
	Insomnia	rare
	Headache	uncommon
Eye disorders	Vision blurred	rare
	Glaucoma	not known
	Intraocular pressure increased	not known
Cardiac disorders	Atrial fibrillation	rare

	Tachycardia	uncommon
	Palpitations	rare
	Supraventricular tachycardia	rare
Vascular disorders	Hypertension	rare
Respiratory, thoracic and mediastinal disorders	Cough	uncommon
	Dysphonia	uncommon
	Laryngitis	rare
	Pharyngitis	rare
	Epistaxis	rare
	Bronchospasm	rare
	Sinusitis	not known
Gastrointestinal disorders	Dry mouth	uncommon
	Constipation	rare
	Oropharyngeal candidiasis	rare
	Gingivitis	rare
	Nausea	rare
	Intestinal obstruction Ileus paralytic	not known
	Dysphagia	not known
	Gastrooesophageal reflux disease	not known
	Glossitis	not known
	Stomatitis	rare
	Dental caries	not known
	Skin and subcutaneous tissue disorders, Immune system disorders	Hypersensitivity
Angioedema		rare
Urticaria		rare
Pruritus		rare
Anaphylactic reaction		not known
Rash		rare
Skin infection and skin ulcer		not known
Dry skin		not known
Musculoskeletal and connective tissue disorders	Arthralgia	rare
	Back pain ¹	rare

	Joint swelling	rare
Renal and urinary disorders	Urinary retention	rare
	Urinary tract infection	rare
	Dysuria	rare

¹ undesirable effects reported with Spiolto Respimat, but not with the individual components

c. Description of selected adverse reactions

Spiolto Respimat combines anticholinergic and β_2 -adrenergic properties due to its components tiotropium and olodaterol.

Anticholinergic adverse reaction profile

In the long term 52-weeks clinical trials with Spiolto Respimat, the most frequently observed undesirable anticholinergic effect was dry mouth which occurred in approximately 1.3% of patients treated with Spiolto Respimat and in 1.7% and 1% in the tiotropium 5 microgram and olodaterol 5 microgram arms, respectively. Dry mouth led to discontinuation in 2 of 4,968 patients (0.04%) treated with Spiolto Respimat.

Serious undesirable effects consistent with anticholinergic effects include glaucoma, constipation, intestinal obstruction including ileus paralytic and urinary retention.

β -adrenergic adverse reaction profile

Olodaterol, one component of Spiolto Respimat is a member of the therapeutic class of long-acting beta₂-adrenergic agonists. Therefore the occurrence of other undesirable effects related to the beta-adrenergic agonist class, which are not listed above, should be taken into consideration, such as, arrhythmia, myocardial ischaemia, angina pectoris, hypotension, tremor, nervousness, muscle spasms, fatigue, malaise, hypokalemia, hyperglycemia, and metabolic acidosis.

d. Other special populations

An increase in anticholinergic effect may occur with increasing age.

Reporting of suspected adverse reactions

Reporting suspected adverse reactions after authorisation of the medicinal product is important. It allows continued monitoring of the benefit/risk balance of the medicinal product. Healthcare professionals are asked to report any suspected adverse reactions via the Yellow Card Scheme at: www.mhra.gov.uk/yellowcard or search for MHRA Yellow Card in the Google Play or Apple App Store.

4.9 Overdose

There is limited information on overdosing with Spiolto Respimat. Spiolto Respimat has been studied up to 5 microgram / 10 microgram (tiotropium/olodaterol) in COPD patients and up to 10 microgram / 40 microgram (tiotropium/olodaterol) in healthy subjects; no clinically relevant effects were observed. An overdose could lead to exaggerated anti-muscarinic effects of tiotropium and/or exaggerated β_2 agonists effects of olodaterol.

Symptoms

Overdose of anticholinergic tiotropium

High doses of tiotropium may lead to anticholinergic signs and symptoms.

However, there were no systemic anticholinergic adverse effects following a single inhaled dose of up to 340 microgram tiotropium bromide in healthy volunteers. Additionally, no relevant adverse events, beyond dry mouth/throat and dry nasal mucosa were observed following 14-day dosing of up to 40 microgram tiotropium inhalation solution in healthy volunteers with the exception of pronounced reduction in salivary flow from day 7 onwards.

Overdose of β_2 -agonist olodaterol

An overdose of olodaterol is likely to lead to exaggerated effects typical of beta₂-adrenergic agonists, e.g. myocardial ischaemia, hypertension or hypotension, tachycardia, arrhythmias, palpitation, dizziness, nervousness, insomnia, anxiety, headache, tremor, dry mouth, muscle spasms, nausea, fatigue, malaise, hypokalemia, hyperglycemia, and metabolic acidosis.

Treatment of overdose

Treatment with Spiolto Respimat should be discontinued. Supportive and symptomatic treatment is indicated. Serious cases should be hospitalised. Use of cardioselective beta-blockers may be considered, but only subject to extreme caution since the use of beta-adrenergic blocker medication may provoke bronchospasm.

5 PHARMACOLOGICAL PROPERTIES

5.1 Pharmacodynamic properties

Pharmacotherapeutic group:

Drugs for obstructive airway diseases, adrenergics in combination with anticholinergics

ATC code: R03AL06

Mechanism of action

Spiolto Respimat

Spiolto Respimat is a fixed dose combination inhalation solution containing a long acting muscarinic receptor antagonist, tiotropium and a long acting beta₂-adrenergic agonist, olodaterol (LAMA/LABA) which is delivered via the Spiolto Respimat soft mist inhaler device.

The two active ingredients provide additive bronchodilation due to their different mode of action. Since muscarinic receptors appear to be more prominent in the central airways while β_2 adrenoceptors have a higher expression level in the peripheral airways, a combination of tiotropium and olodaterol should provide optimal bronchodilatation in all regions of the lungs.

Tiotropium

Tiotropium bromide is a long-acting, specific antagonist at muscarinic receptors. It has similar affinity to the subtypes, M₁ to M₅. In the airways, tiotropium bromide competitively and reversibly binds to the M₃ receptors in the bronchial smooth musculature, antagonising the cholinergic (bronchoconstrictive) effects of

acetylcholine, resulting in bronchial smooth muscle relaxation. The effect was dose dependent and lasted longer than 24h. As an N-quaternary anticholinergic, tiotropium bromide is topically (broncho-) selective when administered by inhalation, demonstrating an acceptable therapeutic range before systemic anticholinergic effects may occur.

Olodaterol

Olodaterol has a high affinity and high selectivity to the human beta₂-adrenoceptor. *In vitro* studies have shown that olodaterol has 241-fold greater agonist activity at beta₂-adrenoceptors compared to beta₁-adrenoceptors and 2299-fold greater agonist activity compared to beta₃-adrenoceptors.

The compound exerts its pharmacological effects by binding and activation of beta₂-adrenoceptors after topical administration by inhalation.

Activation of these receptors in the airways results in a stimulation of intracellular adenylyl cyclase, an enzyme that mediates the synthesis of cyclic-3',5' adenosine monophosphate (cAMP). Elevated levels of cAMP induce bronchodilation by relaxation of airway smooth muscle cells.

Olodaterol has the pre-clinical profile of a long-acting selective beta₂-adrenoceptor agonist (LABA) with a fast onset of action and a duration of action of at least 24 hours.

Beta-adrenoceptors are divided into three subtypes, beta₁-adrenoceptors predominantly expressed on cardiac muscle, beta₂-adrenoceptors predominantly expressed on airway smooth muscle and beta₃-adrenoceptors predominantly expressed on adipose tissue. Beta₂-agonists cause bronchodilation. Although the beta₂-adrenoceptor is the predominant adrenergic receptor in the airway smooth muscle it is also present on the surface of a variety of other cells, including lung epithelial and endothelial cells and in the heart. The precise function of beta₂-receptors in the heart is not known, but their presence raises the possibility that even highly selective beta₂-adrenergic agonists may have cardiac effects.

Effects on cardiac electrophysiology

Tiotropium

In a dedicated QT study involving 53 healthy volunteers, tiotropium inhalation powder 18 microgram and 54 microgram (i.e. three times the therapeutic dose) over 12 days did not significantly prolong QT intervals of the ECG.

Olodaterol

The effect of olodaterol on the QT/QTc interval of the ECG was investigated in 24 healthy male and female volunteers in a double-blind, randomised, placebo- and active (moxifloxacin) controlled study. Olodaterol at single doses of 10, 20, 30 and 50 microgram, demonstrated that compared with placebo, the mean changes from baseline in QT interval over 20 minutes to 2 hours after dosing increased dose-dependently from 1.6 (10 microgram olodaterol) to 6.5 ms (50 microgram olodaterol), with the upper limit of the two-sided 90% confidence intervals being less than 10 ms at all dose levels for individually corrected QT (QTcI).

The effect of 5 microgram and 10 microgram olodaterol on heart rate and rhythm was assessed using continuous 24-hour ECG recording (Holter monitoring) in a subset of 772 patients in the 48-week, placebo-controlled Phase 3 trials. There were no dose- or time-related trends or patterns observed for the magnitudes of mean changes in heart rate or premature beats. Shifts from baseline to the end of treatment in premature beats did not indicate meaningful differences between olodaterol 5 microgram, 10 microgram and placebo.

Spiolto Respimat

Two 52-week randomized, double-blind trials using Spiolto Respimat enrolled 5162 patients with COPD. In a pooled analysis the number of subjects with changes from baseline-corrected QTcF (Fridericia correction) interval of >30 msec at 40 minutes post-dose on day 85, 169, and 365, ranged from 3.1%, 4.7%, and 3.6% for the Spiolto Respimat group compared to 4.1%, 4.4%, and 3.6% for olodaterol 5 microgram and 3.4%, 2.3%, and 4.6% for the tiotropium 5 microgram group, respectively.

Clinical efficacy and safety

The Phase III clinical development program for Spiolto Respimat included three randomised, double-blind trials:

- (i) two replicate, 52 week parallel group trials comparing Spiolto Respimat with tiotropium 5 microgram and olodaterol 5 microgram (1029 received Spiolto Respimat) [Trials 1 and 2]
- (ii) one 6 week cross-over trial comparing Spiolto Respimat with tiotropium 5 microgram and olodaterol 5 microgram and placebo (139 received Spiolto Respimat) [Trial 3]

In these trials, the comparator products, tiotropium 5 microgram, olodaterol 5 microgram and placebo were administered via the Respimat inhaler.

Patient characteristics

The majority of the 5162 patients recruited in the global, 52 week trials [Trials 1 and 2] were male (73%), white (71%) or Asian (25%), with a mean age of 64.0 years. Mean post-bronchodilator FEV₁ was 1.37 L (GOLD 2 [50%], GOLD 3 [39%], GOLD 4 [11%]). Mean β₂-agonist responsiveness was 16.6% of baseline (0.171 L). Pulmonary medications allowed as concomitant therapy included inhaled steroids [47%] and xanthines [10%].

The 6 week trial [Trial 3] was conducted in Europe and North America. The majority of the 219 recruited patients were male (59%) and white (99%), with a mean age of 61.1 years. Mean post-bronchodilator FEV₁ was 1.55 L (GOLD 2 [64%], GOLD 3 [34%], GOLD 4 [2%]). Mean β₂-agonist responsiveness was 15.9% of baseline (0.193 L). Pulmonary medications allowed as concomitant therapy included inhaled steroids [41%] and xanthines [4%].

Effects on lung function

In the 52 week trials, Spiolto Respimat administered once daily in the morning, provided clear improvement in lung function within 5 minutes after the first dose compared to tiotropium 5 microgram (mean increase in FEV₁ of 0.137 L for Spiolto Respimat vs. 0.058 L for tiotropium 5 microgram [p<0.0001] and 0.125 L for olodaterol 5 microgram [p=0.16]).

In both studies, significant improvements were observed in FEV₁ AUC_{0-3h} response and trough FEV₁ response after 24 weeks (lung function primary endpoints) for Spiolto Respimat compared to tiotropium 5 microgram and olodaterol 5 microgram (Table 1).

Table 1 Difference in FEV₁ AUC_{0-3h} and trough FEV₁ response for Spiolto Respimat compared to tiotropium 5 microgram, olodaterol 5 microgram after 24 weeks (Trials 1 and 2)

	FEV ₁ AUC _{0-3h} response	Trough FEV ₁ response
--	-----------------------------------------------	----------------------------------

	Trial 1		Trial 2		Trial 1		Trial 2	
	n	Mean	n	Mean	n	Mean	n	Mean
Spiolto Respimat versus	522	--	502	--	521	--	497	--
Tiotropium 5 microgram	526	0.117 L	500	0.103 L	520	0.071 L	498	0.050 L
Olodaterol 5 microgram	525	0.123 L	507	0.132 L	519	0.082 L	503	0.088 L

pre-treatment baseline FEV₁: Trial 1 = 1.16 L; Trial 2 = 1.15 L

p<0.0001 for all comparisons

n= number of patients

Patients with a higher degree of reversibility at baseline generally exhibited a higher bronchodilator response with Spiolto Respimat than patients with a lower degree of reversibility at baseline.

The increased bronchodilator effects of Spiolto Respimat compared to tiotropium 5 microgram and olodaterol 5 microgram were maintained throughout the 52 week treatment period. Spiolto Respimat also improved morning and evening PEFR (peak expiratory flow rate) compared to tiotropium 5 microgram and olodaterol 5 microgram as measured by patient's daily recordings.

In the 6 week trial, Spiolto Respimat showed a significantly greater FEV₁ response compared to tiotropium 5 microgram, olodaterol 5 microgram and placebo (p<0.0001) over the full 24 hour dosing interval (Table 2).

Table 2 Average difference in FEV₁ (L) over 3 hr, 12 hr and 24 hr and difference in trough FEV₁ (L) for Spiolto Respimat compared to tiotropium 5 microgram, olodaterol 5 microgram and placebo after 6 weeks (Trial 3)

	n	3 hr average	n	12 hr average	24 hr average ¹	Trough
Spiolto Respimat versus	138		138			
Tiotropium 5 microgram	137	0.109	135	0.119	0.110	0.079
Olodaterol 5 microgram	138	0.109	136	0.126	0.115	0.092
Placebo	135	0.325	132	0.319	0.280	0.207

pre-treatment baseline FEV₁ = 1.30 L

¹ primary endpoint

p<0.0001 for all comparisons

n= number of patients

Dyspnea

After 24 weeks (Trials 1 and 2), mean TDI focal score was 1.98 units for Spiolto Respimat, with a significant improvement compared to tiotropium 5 microgram (mean difference 0.36, p=0.008) and olodaterol 5 microgram (mean difference 0.42 (p=0.002).

More patients treated with Spiolto Respimat had a clinically meaningful improvement in TDI focal score (MCID, defined as a value of at least 1 unit) compared to

tiotropium 5 microgram (54.9% vs. 50.6%, $p=0.0546$) and olodaterol 5 microgram (54.9% vs. 48.2%, $p=0.0026$).

Rescue Medication Use

Patients treated with Spiolto Respimat used less daytime and nighttime rescue salbutamol compared to patients treated with tiotropium 5 microgram and olodaterol 5 microgram (mean daytime rescue use for Spiolto Respimat of 0.76 occasions per day compared to 0.97 occasions per day for tiotropium 5 microgram and 0.87 occasions per day for olodaterol 5 microgram, $p<0.0001$; mean nighttime rescue use for Spiolto Respimat of 1.24 occasions per day compared to 1.69 occasions per day for tiotropium 5 microgram and 1.52 occasions per day for olodaterol 5 microgram, $p<0.0001$, Trials 1 and 2).

Patient Global Rating

Patients treated with Spiolto Respimat perceived a greater improvement in their respiratory condition compared to tiotropium 5 microgram and olodaterol 5 microgram, as measured by a Patient's Global Rating (PGR) scale (Trials 1 and 2).

Exacerbations

Tiotropium 5 microgram has previously demonstrated a statistically significant reduction in risk of a COPD exacerbation compared to placebo. COPD exacerbations was included as an additional endpoint in the 52 week pivotal trials (Trials 1 and 2). In the combined dataset, the proportion of patients experiencing at least one moderate/severe COPD exacerbation was 27.7% for Spiolto Respimat and 28.8% for tiotropium 5 microgram ($p=0.39$). These studies were not specifically designed to evaluate the effect of treatments on COPD exacerbations.

In a one-year, randomised, double-blind, active-controlled parallel group clinical trial (Trial 9) Spiolto Respimat was compared with tiotropium 5 microgram on COPD exacerbations. All respiratory medications except anticholinergics, long-acting beta-agonists and combinations thereof were allowed as concomitant treatment, i.e. rapidly acting beta-agonists, inhaled corticosteroids and xanthines. The primary endpoint was the annualised rate of moderate to severe COPD exacerbations (3939 patients received Spiolto Respimat and 3941 patients received tiotropium 5 microgram).

The majority of patients were male (71.4%) and Caucasian (79.3%). The mean age was 66.4 years, mean post-bronchodilator FEV1 was 1.187 L (SD 0.381), and 29.4% of patients had a history of clinically important cardiovascular disease.

Moderate-to-severe exacerbations of COPD were defined as “a complex of lower respiratory events/symptoms (increase or new onset) related to the underlying COPD, with duration of three days or more, requiring a prescription of antibiotics and/or systemic steroids and/or hospitalisation”.

Spiolto Respimat treatment resulted in a 7% reduction in the annualised rate of moderate to severe COPD exacerbation in comparison to tiotropium 5 microgram (rate ratio (RR) 0.93, 99% Confidence Interval (CI), 0.85-1.02, $p=0.0498$). The study did not reach $p<0.01$, the pre-specified significance level of the study.

Health-related Quality of Life

Spiolto Respimat showed improvement in health-related quality of life as indicated by a reduction in St. George Respiratory Questionnaire (SGRQ) total score. After 24 weeks (Trials 1 and 2), there was a statistically significant improvement in mean SGRQ total score for Spiolto Respimat compared to tiotropium 5 microgram and olodaterol 5 microgram (Table 3); improvements were seen in all SGRQ domains. More patients treated with Spiolto Respimat had a clinically meaningful improvement

in SGRQ total score (MCID, defined as a decrease of at least 4 units from baseline) compared to tiotropium 5 microgram (57.5% vs. 48.7%, $p=0.0001$) and olodaterol 5 microgram (57.5% vs. 44.8%, $p<0.0001$).

Table 3: SGRQ total score after 24 weeks of treatment (Trials 1 and 2)

		n	Treatment Mean (change from baseline)	Difference to Spiolto Respimat Mean (p-value)
Total score	Baseline		43.5	
	Spiolto Respimat	979	36.7 (-6.8)	
	Tiotropium 5 microgram	954	37.9 (-5.6)	-1.23 (p=0.025)
	Olodaterol 5 microgram	954	38.4 (-5.1)	-1.69 (p=0.002)

n= number of patients

In two additional 12-week, placebo-controlled clinical trials (Trials 7 and 8), SGRQ total score at 12 weeks was also included as primary endpoint as a measure of health-related quality of life.

In the 12-week trials, Spiolto Respimat demonstrated an improvement compared with placebo at week 12 in mean SGRQ total score (primary endpoint) of -4.9 (95% CI: -6.9, -2.9; $p<0.0001$) and -4.6 (95% CI: -6.5, -2.6; $p<0.0001$). In a pooled supportive analysis of the 12-week trials, the proportion of patients with a clinically meaningful decrease in SGRQ total score (defined as a decrease of at least 4 units from baseline) at week 12 was greater for Spiolto Respimat (52% [206/393]) compared with tiotropium 5 microgram (41% [159/384]; odds ratio: 1.56 (95% CI: 1.17, 2.07), $p = 0.0022$) and placebo (32% [118/370]; odds ratio: 2.35 (95% CI: 1.75, 3.16), $p < 0.0001$).

Inspiratory capacity, breathing discomfort and exercise endurance

The effect of Spiolto Respimat on inspiratory capacity, breathing discomfort and symptom-limited exercise endurance was investigated in three randomised, double-blind trials in COPD patients:

- (i) two replicate, 6 week cross-over trials comparing Spiolto Respimat with tiotropium 5 microgram, olodaterol 5 microgram and placebo during constant work rate cycling (450 received Spiolto Respimat) [Trials 4 and 5]
- (ii) one 12 week parallel group trial comparing Spiolto Respimat with placebo during constant work rate cycling (139 received Spiolto Respimat) and constant speed walking (sub-set of patients) [Trial 6]

Spiolto Respimat significantly improved inspiratory capacity at rest two hours post-dose compared to tiotropium 5 microgram (0.114 L, $p<0.0001$; Trial 4, 0.088 L, $p=0.0005$; Trial 5), olodaterol 5 microgram (0.119 L, $p<0.0001$; Trial 4, 0.080 L, $p=0.0015$; Trial 5) and placebo (0.244 L, $p<0.0001$; Trial 4, 0.265 L, $p<0.0001$; Trial 5) after 6 weeks.

In Trials 4 and 5, Spiolto Respimat significantly improved endurance time during constant work rate cycling compared to placebo after 6 weeks (Trial 4: geometric mean endurance time of 454 s for Spiolto Respimat compared to 375 seconds for placebo (20.9% improvement, $p<0.0001$); Trial 5: geometric mean endurance time of 466 seconds for Spiolto Respimat compared to 411 seconds for placebo (13.4% improvement, $p<0.0001$).

In Trial 6, Spiolto Respimat significantly improved endurance time during constant work rate cycling compared to placebo after 12 weeks (geometric endurance time of

528 seconds for Spiolto Respimat compared to 464 seconds for placebo (13.8% improvement, $p=0.021$).

Paediatric population

The European Medicines Agency has waived the obligation to submit the results of studies with Spiolto Respimat in all subsets of the paediatric population in chronic obstructive pulmonary disease (COPD) as per decision on class waivers (see section 4.2 for information on paediatric use).

5.2 Pharmacokinetic properties

a. General Introduction

When tiotropium and olodaterol were administered in combination by the inhaled route, the pharmacokinetic parameters for each component were similar to those observed when each active substance was administered separately.

Tiotropium and olodaterol demonstrate linear pharmacokinetics in the therapeutic range. On repeated once-daily inhalation administration, steady state of tiotropium is reached by day 7. Steady state of olodaterol is achieved after 8 days of once-daily inhalation, and accumulation is up to 1.8-fold as compared to a single dose.

b. General Characteristics of the Active Substance after Administration of the Medicinal Product

Absorption

Tiotropium: Urinary excretion data from young healthy volunteers suggests that approximately 33% of the dose inhaled via the RESPIMAT inhaler reaches the systemic circulation. The absolute bioavailability from an orally administered solution was found to be 2–3%. Maximum tiotropium plasma concentrations are observed 5–7 minutes after the inhalation via RESPIMAT.

Olodaterol: In healthy volunteers the absolute bioavailability of olodaterol following inhalation was estimated to be approximately 30%, whereas the absolute bioavailability was below 1% when given as an oral solution. Maximum olodaterol plasma concentrations generally are reached within 10 to 20 minutes following drug inhalation via RESPIMAT.

Distribution

Tiotropium has a plasma protein binding of 72% and shows a volume of distribution of 32 L/kg. Studies in rats have shown that tiotropium does not penetrate the blood-brain barrier to any relevant extent.

Olodaterol has a plasma protein binding of approximately 60% and shows a volume of distribution of 1110 L. Olodaterol is a substrate for the P-gp, OAT1, OAT3 and OCT1 transporter. Olodaterol is not a substrate for the following transporters: BCRP, MRP, OATP2, OATP8, OATP-B, OCT2 and OCT3.

Biotransformation

Tiotropium: The extent of metabolism is small. This is evident from 74% of an intravenous dose being excreted in the urine as unchanged drug. The ester tiotropium is nonenzymatically cleaved into its alcohol and acid component (N-methylscopine and dithienylglycolic acid, respectively), both not binding to muscarinic receptors. *In vitro* experiments with human liver microsomes and human hepatocytes suggest that some further drug (<20% of the dose after intravenous administration) is metabolised by cytochrome P450 (CYP) 2D6 and 3A4 dependent oxidation and subsequent glutathion conjugation to a variety of Phase II-metabolites.

Olodaterol is substantially metabolized by direct glucuronidation and by O-demethylation at the methoxy moiety followed by conjugation. Of the six metabolites identified, only the unconjugated demethylation product binds to β_2 -receptors; this metabolite however is not detectable in plasma after chronic inhalation of the recommended therapeutic dose or doses of up to 4-fold higher. Cytochrome P450 isozymes CYP2C9 and CYP2C8, with negligible contribution of CYP3A4, are involved in the O-demethylation of olodaterol, while uridine diphosphate glycosyl transferase isoforms UGT2B7, UGT1A1, 1A7 and 1A9 were shown to be involved in the formation of olodaterol glucuronides.

Elimination

Tiotropium: The total clearance in healthy volunteers is 880 mL/min. Intravenously administered tiotropium is mainly excreted unchanged in urine (74%). After inhalation by COPD patients to steady-state, urinary excretion is 18.6% of the dose, the remainder being mainly non-absorbed drug in gut that is eliminated via the faeces. The renal clearance of tiotropium exceeds the glomerular filtration rate, indicating active secretion into the urine. The effective half-life of tiotropium following inhalation by COPD patients ranges between 27 and 45 h.

Olodaterol: Total clearance of olodaterol in healthy volunteers is 872 mL/min, and renal clearance is 173 mL/min. Following intravenous administration of [¹⁴C]-labelled olodaterol, 38% of the radioactive dose was recovered in the urine and 53% was recovered in faeces. The amount of unchanged olodaterol recovered in the urine after intravenous administration was 19%. Following oral administration, only 9% of the radioactivity (0.7% unchanged olodaterol) was recovered in urine, while the major portion was recovered in faeces (84%). More than 90% of the dose was excreted within 6 and 5 days following intravenous and oral administration, respectively. Following inhalation, excretion of unchanged olodaterol in urine within the dosing interval in healthy volunteers at steady state accounted for 5-7% of the dose. Olodaterol plasma concentrations after inhalation decline in a multiphasic manner with a terminal half-life of approximately 45 hours.

c. Characteristics in Patients

Tiotropium: As expected for all predominantly renally excreted drugs, advancing age was associated with a decrease of tiotropium renal clearance from 347 mL/min in COPD patients <65 years to 275 mL/min in COPD patients \geq 65 years. This did not result in a corresponding increase in $AUC_{0-6,ss}$ or $C_{max,ss}$ values.

Olodaterol: A pharmacokinetic meta-analysis utilizing data from 2 controlled clinical trials that included 405 patients with COPD and 296 patients with asthma showed that

no dose adjustment is necessary due to effects of age, gender and weight on systemic exposure to olodaterol.

Race

Olodaterol: Comparison of pharmacokinetic data within and across studies with olodaterol revealed a trend for higher systemic exposure in Japanese and other Asians than in Caucasians.

No safety concerns were identified in clinical studies with olodaterol in Caucasians and Asians of up to one year with olodaterol Respimat at doses up to twice the recommended therapeutic dose.

Renal Insufficiency

Tiotropium: Following once daily inhaled administration of tiotropium to steady-state in COPD patients with mild renal impairment (CL_{CR} 50-80 mL/min) resulted in slightly higher $AUC_{0-6,ss}$ (between 1.8 to 30% higher) and similar $C_{max,ss}$ compared to patients with normal renal function (CL_{CR} >80 mL/min). In subjects with moderate to severe renal impairment (CL_{CR} <50 mL/min) intravenous administration of tiotropium resulted in twofold higher total exposure (82% higher AUC_{0-4h} and 52% higher C_{max}) compared to subjects with normal renal function, which was confirmed by observations after dry powder inhalation.

Olodaterol: There were no clinically relevant increases of systemic exposure in patients with renal impairment.

Hepatic Insufficiency

Tiotropium: Liver insufficiency is not expected to have any relevant influence on tiotropium pharmacokinetics. Tiotropium is predominantly cleared by renal elimination (74% in young healthy volunteers) and simple non-enzymatic ester cleavage to pharmacologically inactive products.

Olodaterol: There was no evidence for differences in elimination of olodaterol, nor did protein binding differ, between subjects with mild or moderate hepatic impairment and their healthy controls. A study in subjects with severe hepatic impairment was not performed.

5.3 Preclinical safety data

Tiotropium + olodaterol

Effects in non-clinical studies with the combination tiotropium/olodaterol were observed only at exposures considered sufficiently in excess of the maximum human exposure indicating little relevance to clinical use.

Tiotropium

Studies on genotoxicity and carcinogenic potential revealed no special hazard for humans.

Harmful effects with respect to pregnancy, embryonal/foetal development, parturition or postnatal development could only be demonstrated at maternally toxic dose levels. Tiotropium bromide was not teratogenic in rats or rabbits. The respiratory (irritation) and urogenital (prostatitis) changes and reproductive toxicity were observed at local or systemic exposures more than five-fold the therapeutic exposure.

Olodaterol

Studies on genotoxicity and carcinogenic potential revealed no special hazard for humans.

Increased incidences were observed of mesovarian leiomyoma in rats and of uterus leiomyoma and leiomyosarcoma in mice. This is considered a class effect which is observed in rodents after long-term exposure to high doses of β_2 -agonists. Up to now, β_2 -agonists have not been associated with cancer in humans.

In rats, no teratogenic effects occurred after inhalation at doses of 1054 microgram/kg/day (> 2600 times the human exposure ($AUC_{(0-24h)}$) at the dose of 5 mcg). In pregnant NZW rabbits, an inhalation dose of 2489 microgram/kg/day (approximately 7130 times the human exposure at 5 microgram based on $AUC_{(0-24h)}$) of olodaterol exhibited fetal toxicity characteristically resulting from beta-adrenoceptor stimulation; these included patchy ossifications, short/bent bones, partially open eye, cleft palate, cardiovascular abnormalities. No significant effects occurred at an inhalation dose of 974 microgram/kg/day (approximately 1353 times the 5 microgram dose based on $AUC_{(0-24h)}$).

6 PHARMACEUTICAL PARTICULARS

6.1 List of excipients

Benzalkonium chloride

Disodium edetate

Water, purified

1M Hydrochloric acid (for pH adjustment)

6.2 Incompatibilities

Not applicable.

6.3 Shelf life

3 years

In-use shelf life of the cartridge: 3 months

In-use shelf life of the inhaler: 1 year

Recommended use: 6 cartridges per inhaler

Note: The functioning of the RESPIMAT re-usable inhaler has been demonstrated in tests for 540 actuations (corresponding to 9 cartridges).

6.4 Special precautions for storage

Do not freeze.

6.5 Nature and contents of container

Type and material of the container in contact with the medicinal product:
Solution filled into a polyethylene/polypropylene cartridge with a polypropylene cap with integrated silicone sealing ring. The cartridge is enclosed within an aluminium cylinder.

Each cartridge contains 4 ml inhalation solution.

Pack sizes and devices supplied:

Single pack: 1 Respimat re-usable inhaler and 1 cartridge, providing 60 puffs (30 medicinal doses)

Triple pack: 1 Respimat re-usable inhaler and 3 cartridges, providing 60 puffs (30 medicinal doses) each

Single refill pack: 1 cartridge, providing 60 puffs (30 medicinal doses)

Triple refill pack: 3 cartridges, providing 60 puffs (30 medicinal doses) each

Not all pack sizes may be marketed.

6.6 Special precautions for disposal

Any unused medicinal product or waste material should be disposed of in accordance with local requirements.

7 MARKETING AUTHORISATION HOLDER

Boehringer Ingelheim International GmbH
Binger Strasse 173
55216 Ingelheim am Rhein
Germany

8 MARKETING AUTHORISATION NUMBER(S)

PL 14598/0101

**9 DATE OF FIRST AUTHORISATION/RENEWAL OF THE
AUTHORISATION**

20/05/2020

10 DATE OF REVISION OF THE TEXT

14/01/2025